



## THE WISH TREE

(30-45 minutes)

### OBJECTIVE

Students make wishes for their country regarding changes they would like to see.

### MATERIALS

Star Cards handout; art supplies (crayons, markers, etc.); yarn; a hole puncher; scissors

### GET READY

- ✓ Find a large, bare branch and place it in a pot filled with pebbles, or design a large tree out of paper on the bulletin board. (Alternatively find a bare tree outside for this activity.)
- ✓ Copy and cut apart a star card for each student.
- ✓ Gather: one 8-inch-long piece of string or yarn for each student; crayons, markers, or colored pencils; scissors; and a hole puncher.

### INSTRUCTIONS

- ✓ Instruct your students to cut out the star card, fold it in half, and color or decorate the cover.
- ✓ As they are working, ask them to think of a wish they would like to come true for our country. For example: I wish we could lower crime rates.
- ✓ Help them draw or write their wish on the inside of the card and sign their names.
- ✓ Help them punch a hole in the corner and tie string through the hole.
- ✓ Hold a ceremony so the students can tie their cards to the tree. They may read or describe their wishes as they place them on the tree or students may discover the wishes on their own at a later time.

### DISCUSSION QUESTIONS




- ★ *Can wishes come true?*
- ★ *How can our wishes for our country come true?*
- ★ *Is there anything a young person can do to help these wishes come true?*
- ★ *Does this Kids Voting activity count as helping? If so, why?*
- ★ *If we practice self-discipline and patience in our classroom, might that help?*
- ★ *Can you think of anyone who had a wish or a dream for our country and made it come true? Tell us about it.*

### MORE!

Brainstorm and vote on a wish for our country that your class can make come true, such as a cleaner school or park. Work together to make it happen!



# STAR CARDS

	<p><i>“How lovely to think that no one need wait a moment. We can start slowly changing the world. How lovely that everyone great and small can make a contribution.”</i> – Anne Frank</p> 
	<p><i>“How lovely to think that no one need wait a moment. We can start slowly changing the world. How lovely that everyone great and small can make a contribution.”</i> – Anne Frank</p> 