







## 2018 Kids Voting AZ Midterm Election Results

Report Generated: 11/14/2018 3:42 PM MST




### Governor (4-Year Term) - Vote for One [Candidate]

	Name	Party	Votes
	 David Garcia	Democratic	15,817 (49.97%)
	 Doug Ducey	Republican	13,811 (43.63%)
	 Angel Torres	Green	2,026 (6.4%)
	Total Votes: 31,654		




### AZ US Senate (6-Year Term) - Vote for One [Candidate]

	Name	Party	Votes
	 Kyrsten Sinema	Democratic	12,398 (40.89%)
	 Martha McSally	Republican	10,971 (36.18%)
	 Angela Green	Green	6,954 (22.93%)
	Total Votes: 30,323		




### Attorney General (4-Year Term) - Vote for One [Candidate]

	Name	Party	Votes
	 January Contreras	Democratic	14,787 (56.95%)
	 Mark Brnovich	Republican	11,179 (43.05%)
	Total Votes: 25,966		




Secretary of State (4-Year Term) - Vote for One [Candidate]

	Name	Party	Votes
	 Katie Hobbs	Democratic	13,476 (51.98%)
	 Steve Gaynor	Republican	12,449 (48.02%)
	Total Votes: 25,925		

State Treasurer (4-Year Term) - Vote for One [Candidate]

	Name	Party	Votes
	 Kimberly Yee	Republican	15,122 (58.07%)
	 Mark Manoil	Democratic	10,920 (41.93%)
	Total Votes: 26,042		

Superintendent of Public Instruction (4-Year Term) - Vote for One [Candidate]

	Name	Party	Votes
	 Kathy Hoffman	Democratic	15,368 (57.38%)
	 Frank Riggs	Republican	11,416 (42.62%)
	Total Votes: 26,784		

Judicial Retention - Shall the following [Justice(s)] be retained in office? - Vote Yes or No for One [Justice] or Both [Justices]

Name	Yes Votes	No Votes	Total
Clint Bolick	12,789 (64.11%)	7,161 (35.89%)	19,950
John Pelander	11,993 (61.3%)	7,570 (38.7%)	19,563